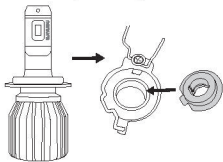




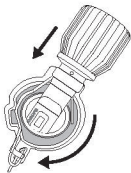
STEP 1

Remove the ring counter clockwise, then fix the ring into housing.



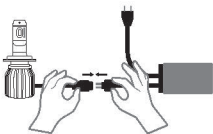
STEP 2

Insert the bulb and turn clockwise to fix.



STEP 3

Connect the external driver connector to bulb and screw to fix it.



STEP 4

Then connect the plug to vehicle's connector to complete the installation.

