






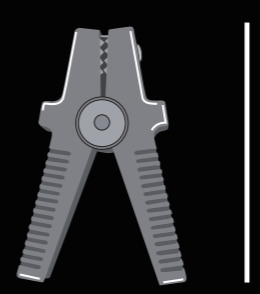
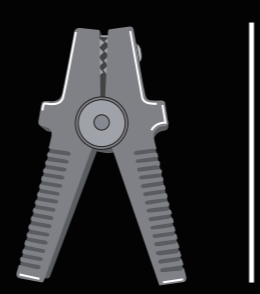
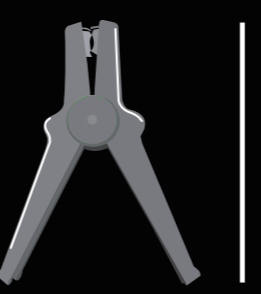
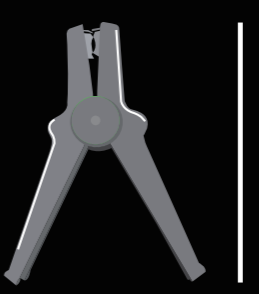
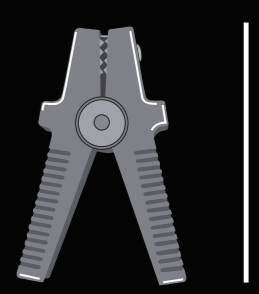








CODICE	1231755	1231756	1231757	1231758	1231759	1231760
	★★★★★ <b>STANDARD</b>	★★★★☆ <b>PREMIUM</b>	★★★★☆ <b>PREMIUM XL</b>	★★★★☆ <b>PLATINUM</b>	★★★★☆ <b>PLATINUM PRO</b>	★★★★★ <b>PROFESSIONAL</b>
VEICOLI	CAVI BATTERIA AUTO 	CAVI BATTERIA AUTO/SUV 	CAVI BATTERIA AUTO/SUV 	CAVI BATTERIA AUTO/SUV 	CAVI BATTERIA AUTO/SUV/CAMION 	CAVI BATTERIA SUV/CAMION 
MOTORE	<b>BENZINA</b> <2000cc	<b>BENZINA</b>   <b>DIESEL</b> <2500cc   <2200cc	<b>BENZINA</b>   <b>DIESEL</b> <2500cc   <2200cc	<b>BENZINA</b>   <b>DIESEL</b> <2500cc   <2200cc	<b>BENZINA</b>   <b>DIESEL</b> <5500cc   <3000cc	<b>BENZINA</b>   <b>DIESEL</b> <7000cc   <4000cc
AMPERE	<b>300 A</b>	<b>400 A</b>	<b>400 A</b>	<b>220 A</b>	<b>350 A</b>	<b>480 A</b>
POTENZA*   SEZIONE CAVO	<b>+50%</b>   <b>16MM<sup>2</sup></b> POTENZA   SEZIONE	<b>+50%</b>   <b>16MM<sup>2</sup></b> POTENZA   SEZIONE	<b>+50%</b>   <b>16MM<sup>2</sup></b> POTENZA   SEZIONE	<b>+60%</b>   <b>16MM<sup>2</sup></b> POTENZA   SEZIONE	<b>+70%</b>   <b>25MM<sup>2</sup></b> POTENZA   SEZIONE	<b>+80%</b>   <b>35MM<sup>2</sup></b> POTENZA   SEZIONE
ISOLAMENTO PINZE	 <b>CON IMPUGNATURA ISOLATA</b>	 <b>PINZA TOTALMENTE ISOLATA</b>	 <b>PINZA TOTALMENTE ISOLATA</b>	 <b>PINZA TOTALMENTE ISOLATA</b>	 <b>PINZA TOTALMENTE ISOLATA</b>	 <b>PINZA TOTALMENTE ISOLATA</b>
LUNGHEZZA CAVO	 <b>250 CM</b>	 <b>250 CM</b>	 <b>450 CM</b>	 <b>300 CM</b>	 <b>350 CM</b>	 <b>450 CM</b>
VOLTS	<b>12 VOLT</b>	<b>12/24 VOLT</b>	<b>12/24 VOLT</b>	<b>12/24 VOLT</b>	<b>12/24 VOLT</b>	<b>12/24 VOLT</b>
OMOLOGAZIONE	